

Sensor Description

The Model F-615 FermProbe® pH sensor is steam sterilizable and designed specifically for insertion into the 25 mm side ports of large stainless steel bioreactors or fermentation tanks.

- Rugged T-Pull® Handle with ¾-20 threaded retainer nut to secure sensor into a 25 mm sensor housing.
- Sensor housings available for both Mettler and Sartorius style 25 mm side ports.
- Housings available in both guarded and unguarded styles, and in a selection of sensor lengths.

Design features include:

- Low impedance HT3 glass bulb with low sodium ion error.
- USP grade cellulosic thickener used for reference gel.



F-615 FermProbe® pH Sensor with T-Pull® and S8 Connector
 (Shown here with 12 mm OD x 130 mm Length)

Model	F-615
Short Description	FermProbe® pH Sensor with T-Pull® Handle and S8 Connector
Part Number	See table below for full part number of each of the 3 available lengths

Sensor Specifications

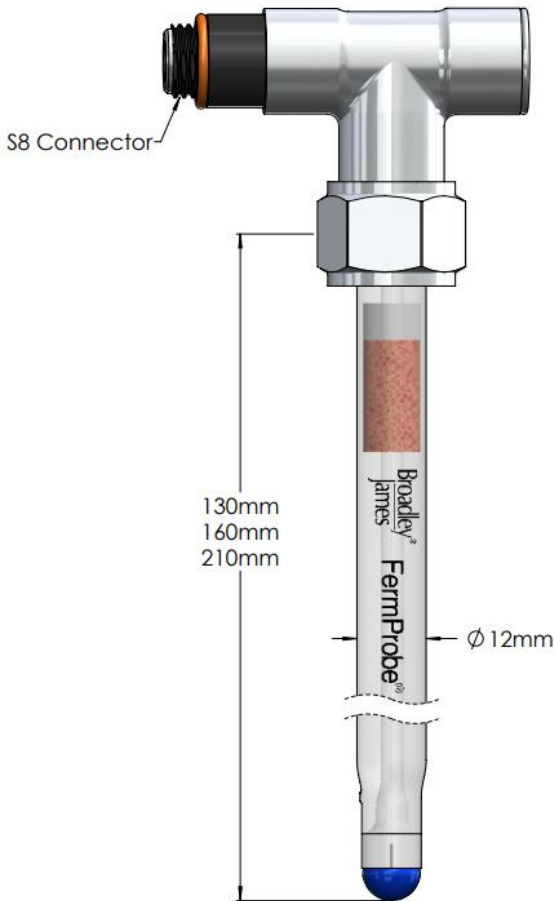
Measurement Range	0–14 pH
Operational Temp. Range	-5°–135° C [23°–275° F]
Operational Pressure Range	0-7750 mmHg [0-150 psig]
Storage Temperature	5°–50° C [41°–122° F]
Shelf Life	12 months
Sensor Connector	S8, Coaxially Shielded
Sensor Connector Cable	AX-1000-HP-XXXX series

Model F-615 Sensor Lengths			
Part Number	Insertion Length ± (3 mm)	RTD	Conn
F-615-B130-DH	130 mm	N/A	S8
F-615-B160-DH	160 mm	N/A	S8
F-615-B210-DH	210 mm	N/A	S8

Wetted Materials

O-ring	FDA Compliant Silicone
pH Glass Electrode	Lead-free Glass
Ceramic Junction	Alumina Silicate

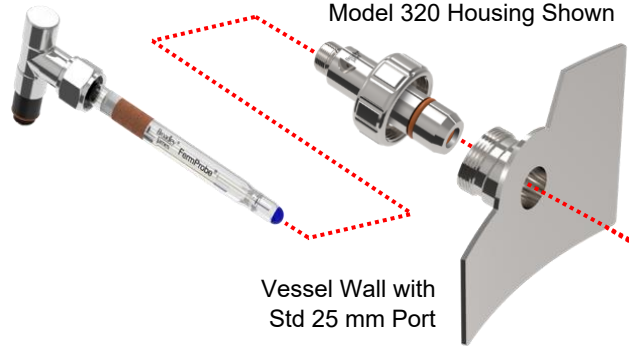
Model F-615 Sensor Dimensions



Sensor Length	Corresponding 25 mm Sensor Housing
130 mm	Unguarded Housing: 320-61-H070 Guarded Housing: 330-61-H070
160 mm	Unguarded Housing: 320-61-H100 Guarded Housing: 330-61-H100
210 mm	Unguarded Housing: 320-61-H150 Guarded Housing: 330-61-H150


Steam Sterilized In-Situ in Steel Bioreactors and Fermentation Tanks with 25 mm Entry Ports

Model F-615 pH FermProbe




Corresponding Vessel Insertion Depths


Sensor: F-615-B130-DH
 Housing: 320-61-H070
 Insertion Depth: 1.5" (38 mm)



Sensor: F-615-B160-DH
 Housing: 320-61-H100
 Insertion Depth: 2.6" (66mm)



Sensor: F-615-B210-DH
 Housing: 320-61-H150
 Insertion Depth: 4.5" (114 mm)



The contents of this publication are presented for information purposes only, and while every effort has been made to ensure their accuracy, they are not to be construed as warranties or guarantees, express or implied, regarding products or services described herein or in their use or applicability. All sales are governed by our terms and conditions, which are available on request. We reserve the right to modify or improve the design or specification of such products at any time.

Doc Nbr: PSS-022407 R1 Published 17 June 2025
 © June 2025 Broadley-James Corporation. All rights reserved. Visit www.broadleyjames.com/IP for patent and trademark information.

TMP-PSS-102101 R2