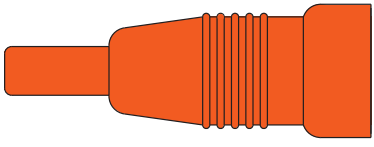


# DO Cable Designator Instructions

pH Cable Designator							Connector Designator			Length	Cable Types	Length and Connector			
A	X	-	5	0	0	0	-	X	X		X	X	X	X	X

**FOR D4 ONLY**  
To order a BOOT use a 1



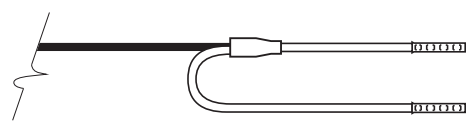
**IMPORTANT**  
Use this sign **-** to indicate **FEET**  
Use a this sign **/** to indicate **INCHES**

## Connector Types



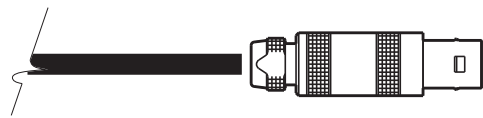
### D4

4-Pin Circular Connector for DO Sensor



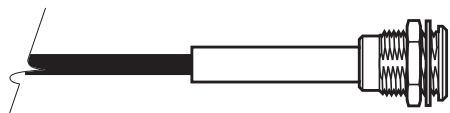
### FF

Crimped Ferrules on Any Number of Leads



### L6

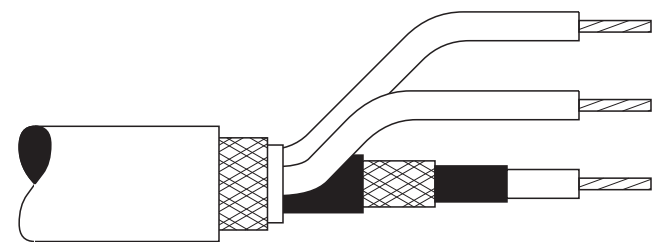
5 Pin Lemo Cable Plug (Small)



### L7

5 Pin Lemo Panel Mount Jack

## Wire and Cable Types



GRAY DO CABLE  
COAX WITH TC LEADS  
AND OUTER SHIELD